

LED Uni-Directional Elevated Light
DTS-AL/E DTS-AS/E DTS-TH/E DTS-TW/E DTS-RE/E STS-SB/E

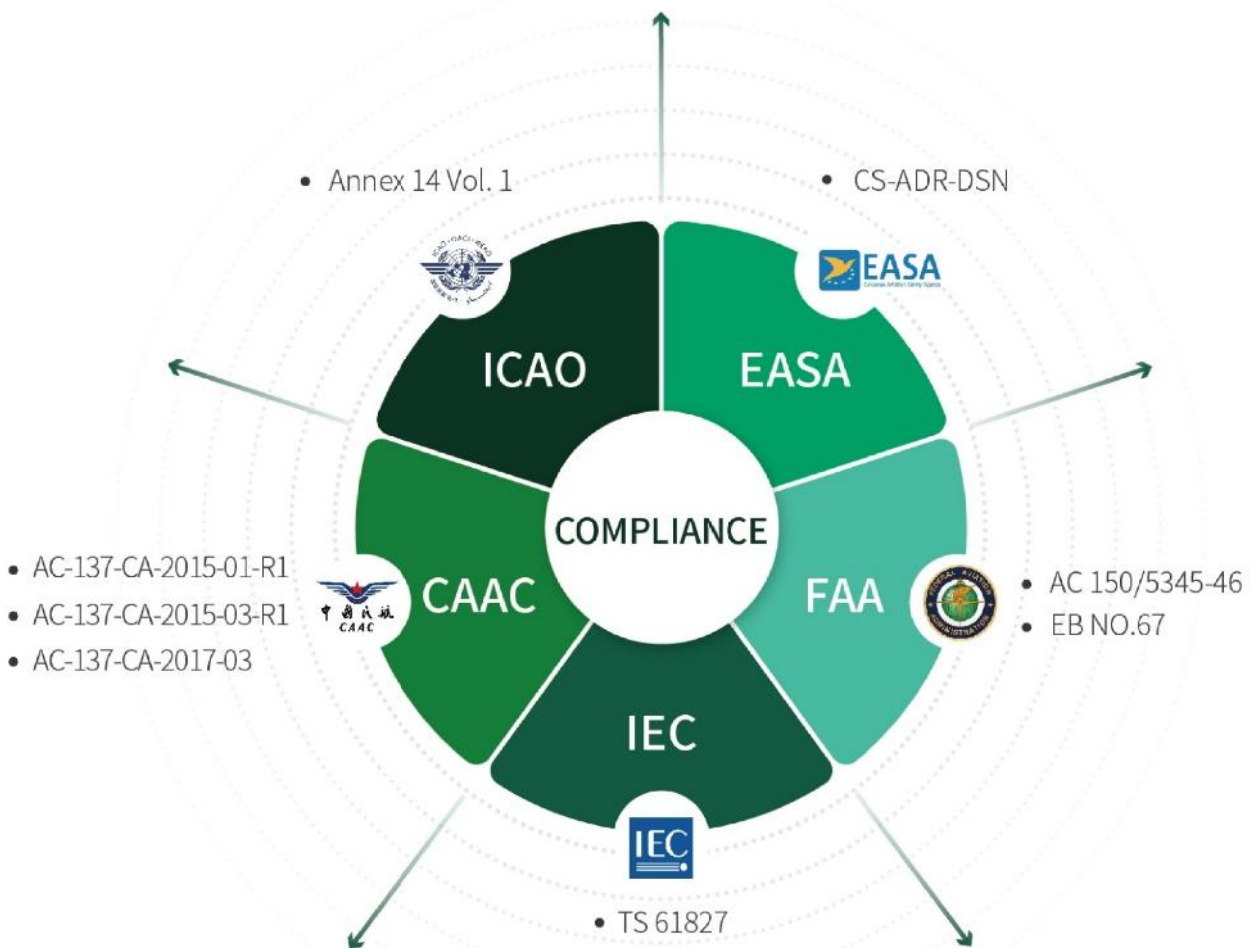
AIRFIELD GROUND LIGHTING SOLUTIONS



LED Unidirectional Elevated Lights

- AL/E Approach Center Line and Crossbar
- AS/E Approach Side Row
- TH/E Runway Threshold
- TW/E Threshold Wing Bar
- RE/E Runway End
- SB/E Stop Bar

LED Uni-Directional Elevated Light
DTS-AL/E DTS-AS/E DTS-TH/E DTS-TW/E DTS-RE/E STS-SB/E



FEATURES

- Specially designed compact structure
- Modulized electrical driver and LED assembly for simplicity of maintenance
- Efficient and stable optical output, suitable for operation with 6.6A and 2.2A CCRs
- Unique optical design, ensuring luminous efficacy and color consistency
- Strict thermal management solution increasing life expectancy
- Highly conductive aluminium mechanical components with special treatment, suitable for various weather conditions
- Precision-cast frangible coupling gives stable and reliable performance
- Built-in surge protection
- Optional Fail Open System

LED Uni-Directional Elevated Light

DTS-AL/E DTS-AS/E DTS-TH/E DTS-TW/E DTS-RE/E STS-SB/E

TECHNICAL DATA



MECHANICAL

- Height
330mm
- Flange Mounting Holes
3 x Ø12



ENVIROMENTAL

- Operating Temperature
-55~+55°C
- Storage Temperature
-55°C~+85°C
- Protection Class
IP55
- Humidity
0~100%



ELECTRICAL

- Connection
FAA L-823
- Power Input
6.6A/2.2A
- Power Factor
> 0.9

• Power Consumption

Approach Centre Line	35VA	Threshold Wing bar	25.5VA
Approach Side Row	22VA	Runway End	9VA
Threshold	25.5VA	Stop Bar	6VA

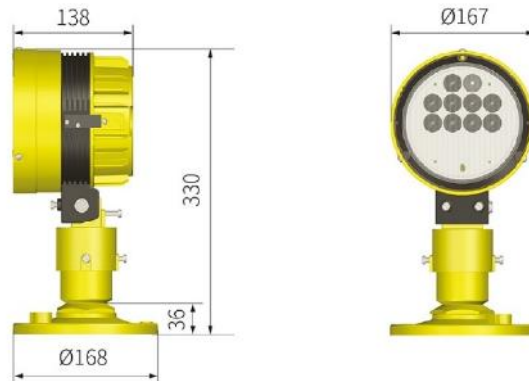
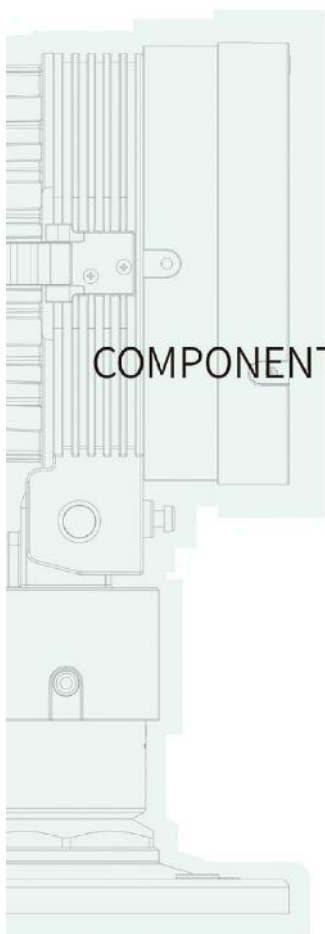
- Fail Open
Reaction on output open circuit and output short circuit
- Emission
IEC 61000-6-4
- Immunity
IEC 61000-6-2
- Service Life
LED useful lamp life > 80000h



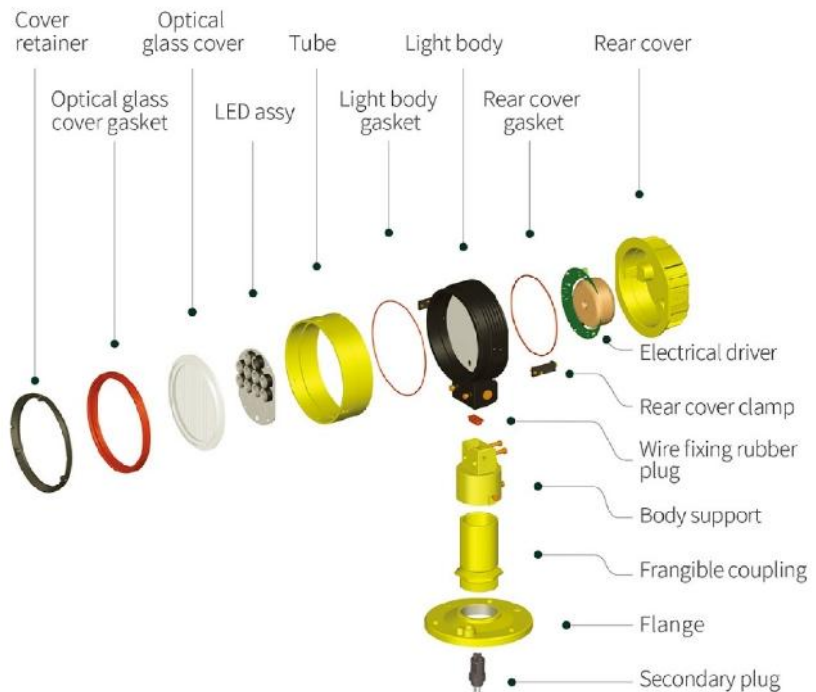
LED Uni-Directional Elevated Light

DTS-AL/E DTS-AS/E DTS-TH/E DTS-TW/E DTS-RE/E STS-SB/E

DIMENSIONS



COMPONENTS



ACCESSORIES

- Flange (168mm OD)
- Flange (300mm OD)
- 2 inches 11 TPI frangible coupling type A (pole mounted)
- 2 inches 11 TPI frangible coupling type B (ground mounted)
- L-823 receptacle

PACKAGE



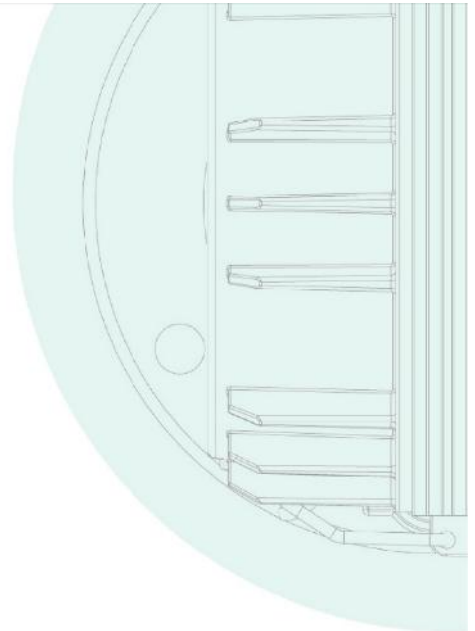
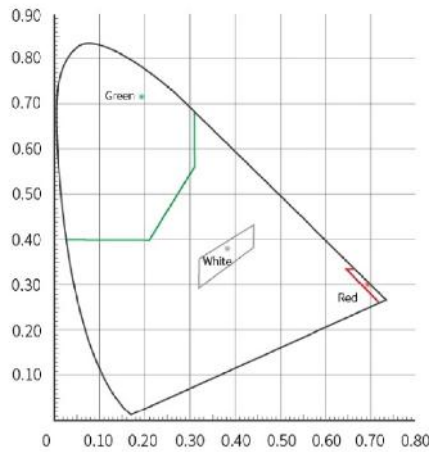
Dimensions: 300mm (L) × 240mm (W) × 200mm (H)

Net Weight: 4.5kg Gross Weight: 4.7kg

* Packaging is subject to upgradation. Above data are reference values.

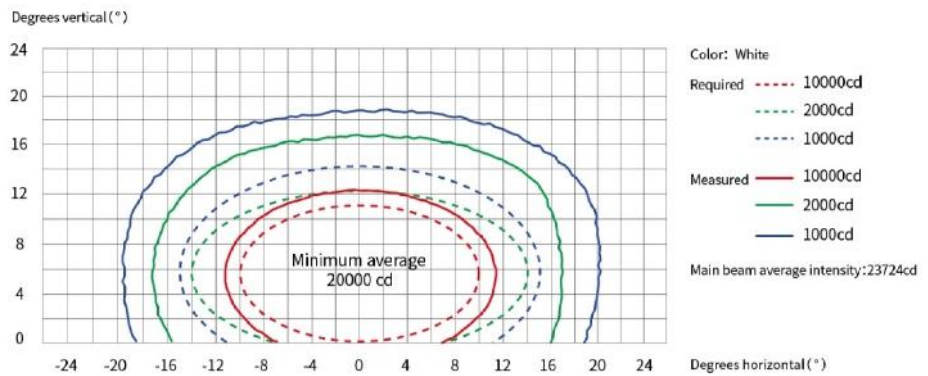
LED Uni-Directional Elevated Light DTS-AL/E DTS-AS/E DTS-TH/E DTS-TW/E DTS-RE/E STS-SB/E

CHROMATICITY

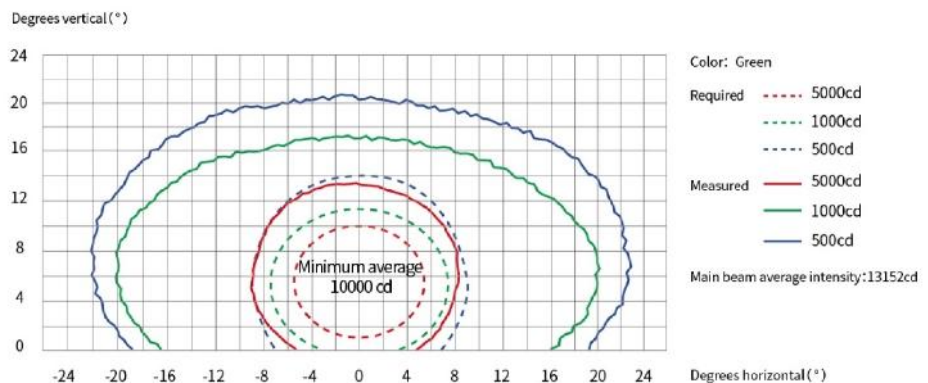


PHOTOMETRICS

「 Approach Center Line and Crossbar 」



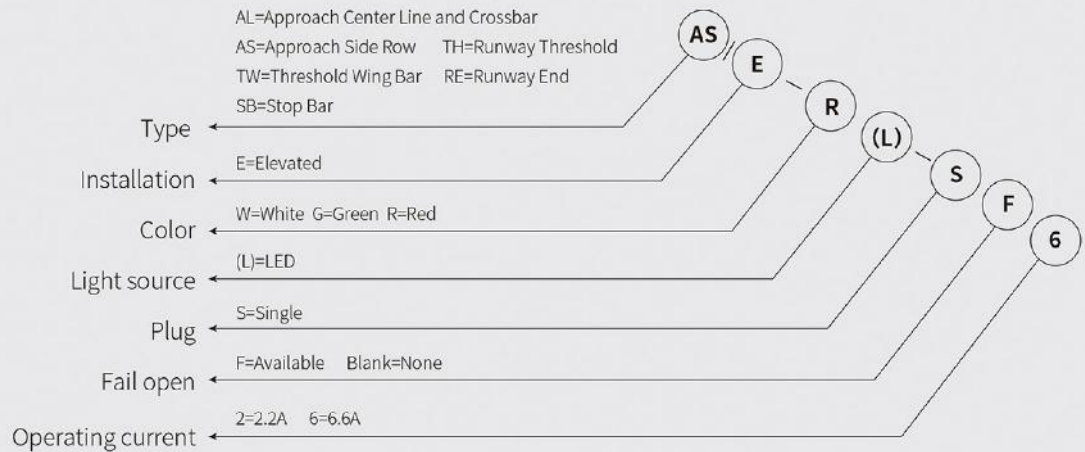
「 Runway Threshold 」



LED Uni-Directional Elevated Light

DTS-AL/E DTS-AS/E DTS-TH/E DTS-TW/E DTS-RE/E STS-SB/E

ORDERING CODES



★ Accessories should be ordered separately